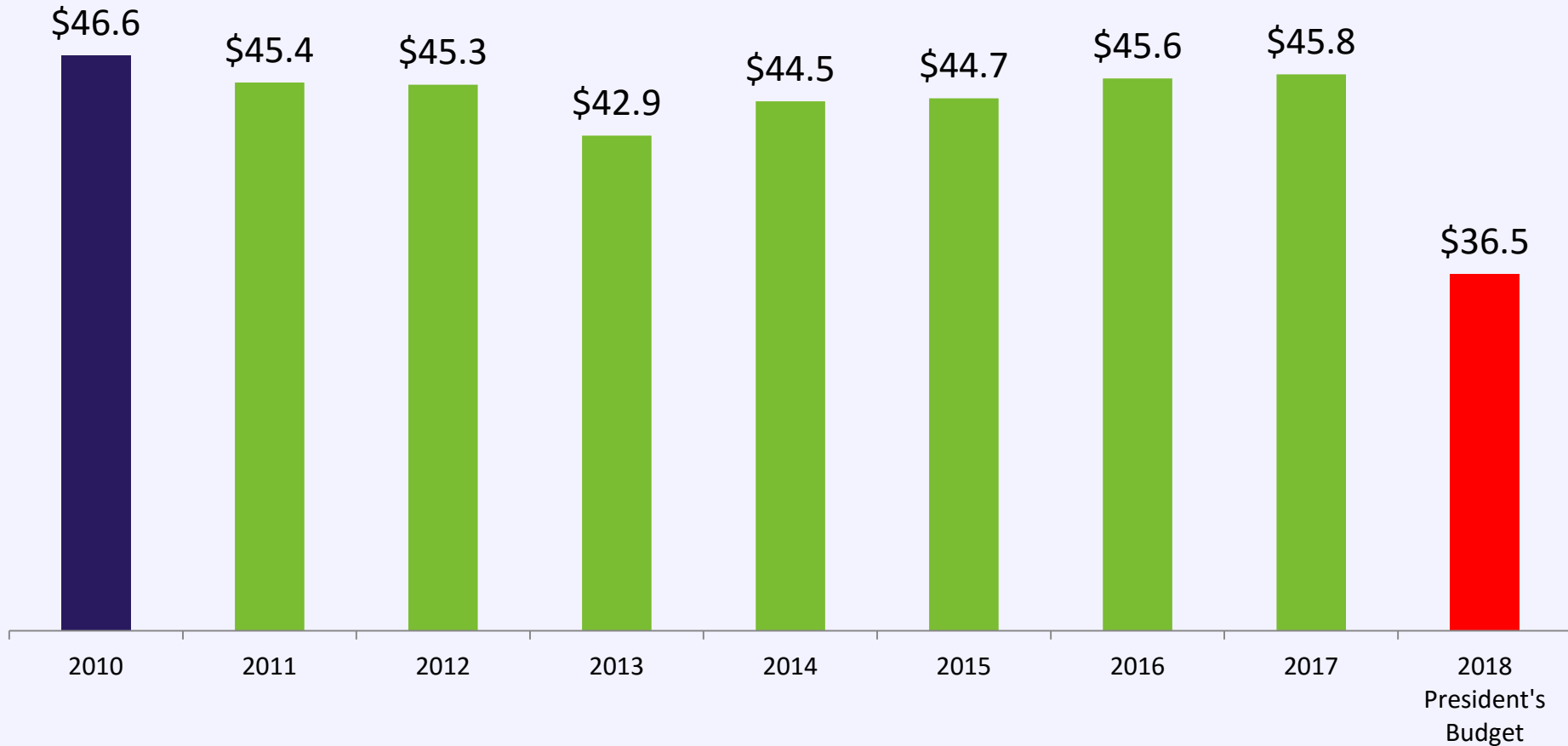


2017 Education Funding Still Below 2010 Level Excluding Pell Grants

(Department of Education discretionary funds in billions)



Elementary and Secondary Education Funding, 2016 to 2017

In billions of dollars

	2016	2017	2017 +/- 2016	% change
Education for the Disadvantaged	16.017	16.144	0.127	1%
Impact Aid	1.306	1.329	0.023	2%
School Improvement Programs	4.434	4.409	-0.025	-1%
Indian Education	0.144	0.165	0.021	15%
Innovation and Improvement*	0.931	0.888	-0.044	-5%
Safe Schools and Citizenship Education	0.245	0.151	-0.094	-38%
English Language Acquisition	0.737	0.737	0.000	0%
Special Education	<u>12.977</u>	<u>13.064</u>	<u>0.088</u>	<u>1%</u>
K-12, including special education	36.790	36.887	0.096	0.3%

*excludes \$215 million for Preschool Innovation Grants in 2016 that is now in HHS

2017 Education Department Discretionary Funding

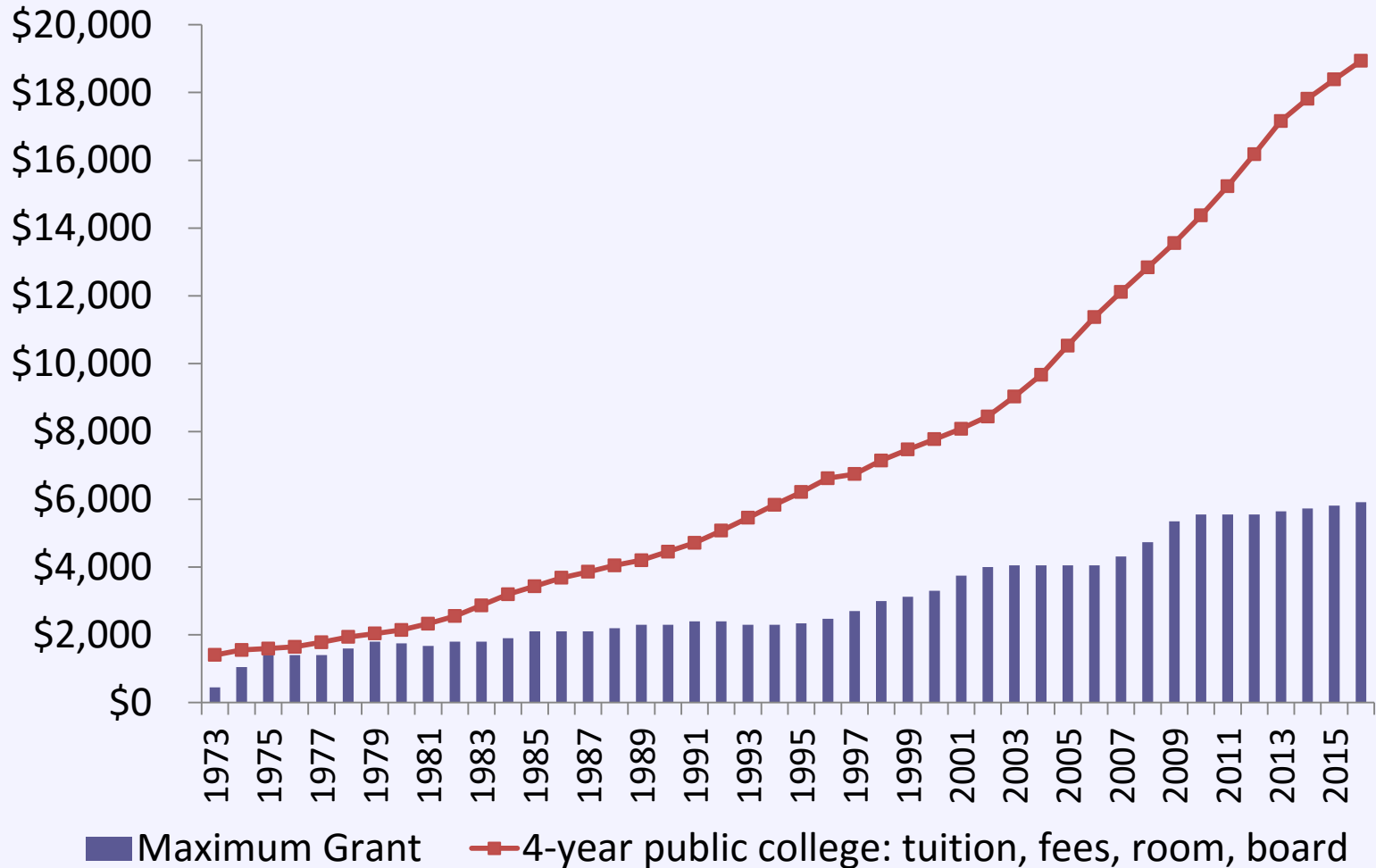
in billions of dollars

	2016	2017	2017 +/- 2016	% change
K-12, including special education	36.790	36.887	0.096	0.3%
Career, Technical, and Adult Education	1.721	1.721	0.000	0%
Post-Secondary Education	27.975	26.763	-1.212	-4%
<u>Other</u>	<u>1.571</u>	<u>1.559</u>	<u>-0.012</u>	<u>-1%</u>
Total, ED discretionary	68.057	66.929	-1.128	-2%
Total, excluding Pell grants	45.582	45.764	0.182	0.4%

*excludes \$215 million for Preschool Innovation Grants in 2016 that is now in HHS

- K-12 funding virtually frozen at 2016 level
- Career, technical, and adult funding frozen at 2016 level
- Post-secondary funding cut after accounting for \$1.3 billion
- rescission of prior Pell Grant funding
- Other (IES, Admin, Rehabilitation Services, OIG) cut

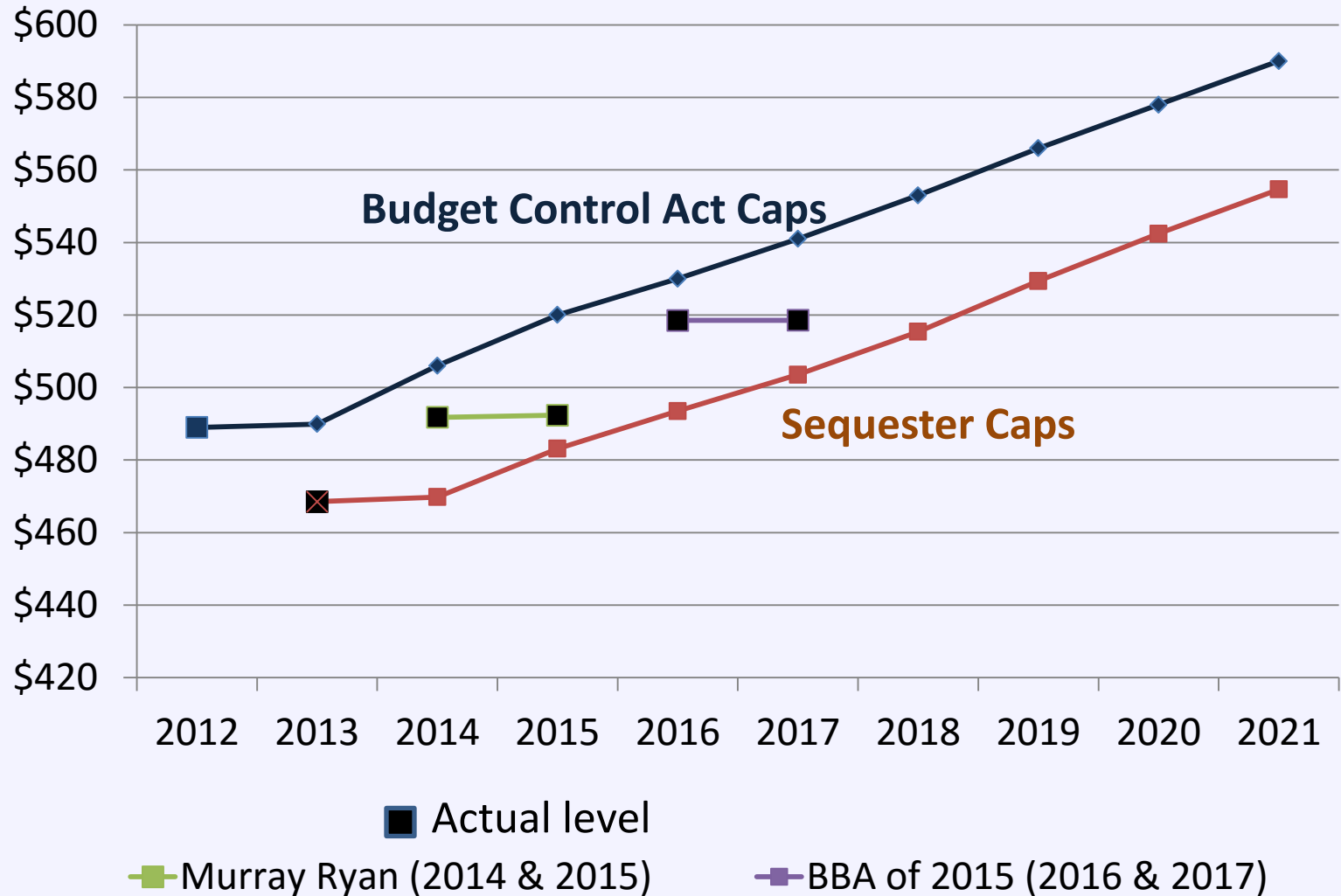
Maximum Pell Grant No Longer Covers Much of Average Cost of College



Source: College Board

Non-Defense Discretionary Levels

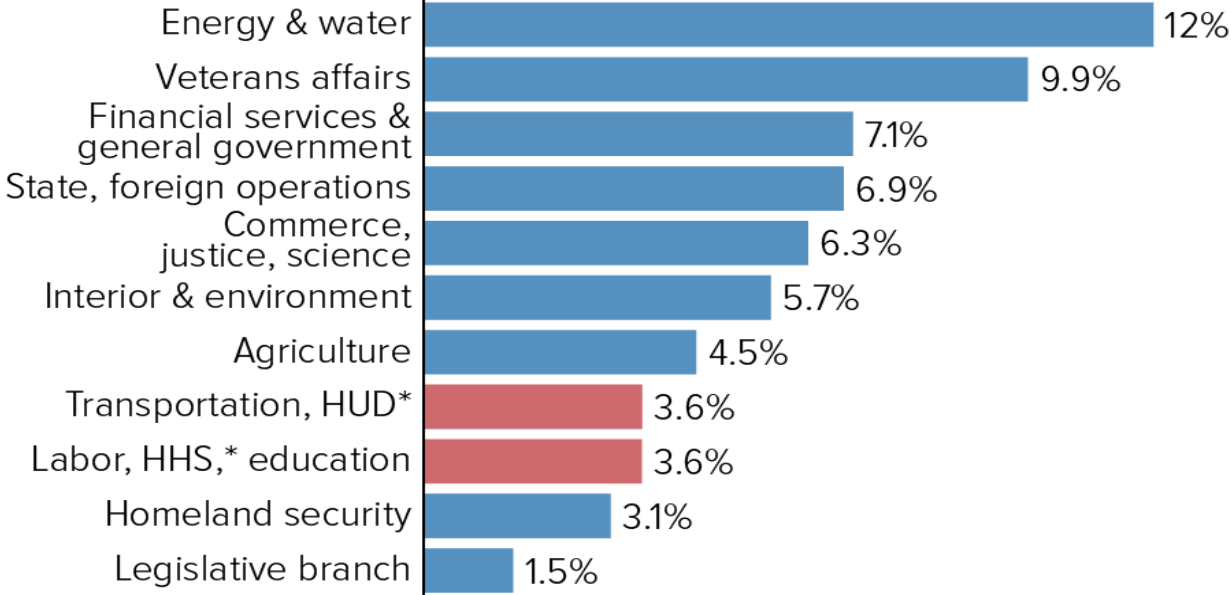
(in billions)



Education Bill Did Not Receive its Fair Share of Funding Increase

Two Bills That Fund Bulk of Low-Income Programs Were Given Low Priority in 2016

Percentage increase in non-defense appropriations from fiscal year 2015



*HUD stands for Housing & Urban Development; HHS for Health & Human Services.

Note: Figures include funding for Overseas Contingency Operations but exclude changes in mandatory programs and mortgage insurance receipts and expenses. The Transportation-HUD and Labor-HHS-Education bills together account for more than four-fifths of annual appropriations for low-income programs.

Source: CBPP analysis of data from the Congressional Budget Office.

Education Accounts for Just 2% of All Federal Spending

2016 Outlays by category

